



X1-BOOST G4

2.5kW / 3.0kW / 3.3kW / 3.6kW / 4.2kW / 5.0kW / 6.0kW



Features

Superior Performance

- DC Input: 200% oversizing, 16A current, 50V startup voltage
- In-built global MPP scan for higher yield efficiency

Superb Adaptability

- Home EV Charger and Heat Pump Solution adaptable
- Mass management and broad extension via Dathub
- Master/Slave parallel solution via Modbus supported

User Friendly Monitoring

- 10s level interval of data update (Optional, new WiFi dongle required)
- Quick and easy configuration (WiFi&APP)

Assured Safety & Reliability

- AC/DC built-in Type II SPD (Optional) and I-V curve diagnosis supported
- Optional external RSD (Rapid Shutdown) and integrated DC AFCI protection (Optional)
- In-built export control function



X1-BOOST G4

X1-BOOST-2.5K-G4 X1-BOOST-3K-G4 X1-BOOST-3.3K-G4 X1-BOOST-3.6K-G4 X1-BOOST-4.2K-G4 X1-BOOST-5K-G4 X1-BOOST-6K-G4

DC INPUT							
Max. PV array input power [Wp]	5000	6000	6600	7200	8000	10000	12000
Max. PV input voltage [V]	600	600	600	600	600	600	600
Startup voltage [V]	50	50	50	50	50	50	50
Nominal input voltage [V]	360	360	360	360	360	360	360
MPP tracker voltage range [V]	40~560	40~560	40~560	40~560	40~560	40~560	40~560
No. of MPP trackers / String per MPP tracker	2 / 1						
Max. PV input current[A]	16 / 16						
Isc PV Array Short Circuit current [A]	22 / 22						
AC OUTPUT							
Rated AC output power [W]	2500	3000	3300	3680	4200	5000 ^①	6000
Rated AC output current [A]	10.9	13	14.3	16	18.3	21.7	26.1
Max. AC output apparent power [VA]	2800	3300	3630	4048 ^④	4620	5000 ^②	6000
Max. AC output current [A]	13.3	14.3	15.7	17.6 ^⑤	20.1	21.7 ^⑥	27.3
Nominal AC voltage / AC voltage range [V] **	220/230/240;90~290						
Nominal AC frequency / AC frequency range [Hz] **	50/60;±5						
Power Factor range	0.8leading~0.8lagging						
THDi (rated power) [%]	<3						
SYSTEM DATA							
Max. efficiency [%]	98						
Euro. efficiency [%]	97						
Standby consumption [W] @Night	<3						
Ingress protection	IP66						
Operating ambient temperature range [°C]	-25~60						
Max. operation altitude [m]	4000						
Relative humidity [%]	0~100						
Typical noise emission [dB]	25 ^⑦						
Storage temperature [°C]	-30~70						
Dimensions (W x H x D) [mm]	404x274x146						
Weight [kg]	11						
Cooling concept	Nature cooling						
Communication interfaces	USB/RS485/DRM, Optional: Meter/CT *						
Optional monitoring dongle	Pocket WiFi/LAN/4G						
Display	2 x LED + LCD (16 x 2) / APP						
PROTECTION							
Over / under voltage protection	Yes						
DC isolation protection	Yes						
Monitoring ground fault protection	Yes						
Grid monitoring	Yes						
DC injection monitoring	Yes						
Back feed current monitoring	Yes						
Residual current detection	Yes						
Anti-islanding protection	Yes						
Over temperature protection	Yes						
SPD (DC/AC)	Type II / Type II (Optional)						
Arc-fault circuit interrupter (AFCI)	Optional						
AC auxiliary power supply (APS)	Optional						
DC Switch	Optional						
STANDARD							
Safety	IEC / EN 62109-1 / -2						
EMC	EN61000-6-1 / 2 / 3 / 4, EN61000-3-2 / 3 / 11 / 12						
Certification	IEC61727, EN50549, G98/G99, AS 4777.2, VDE4105, CEI 0-21, VFR, PPDS, TOR						

① 5000 (4600 for VDE4105) ② 5000 (4600 for VDE4105) ③ 21.7 (20 for VDE4105) ④ 4048 (3680 For G98/G99, TOR and PPDS) ⑤ 17.6 (16 For G98/G99, TOR and PPDS)

⑥ For models with internal fan(Optional), typical noise emission is 30 dB

* Not included in the package. Please purchase additionally; ** The AC voltage and the frequency range may vary from different country codes.

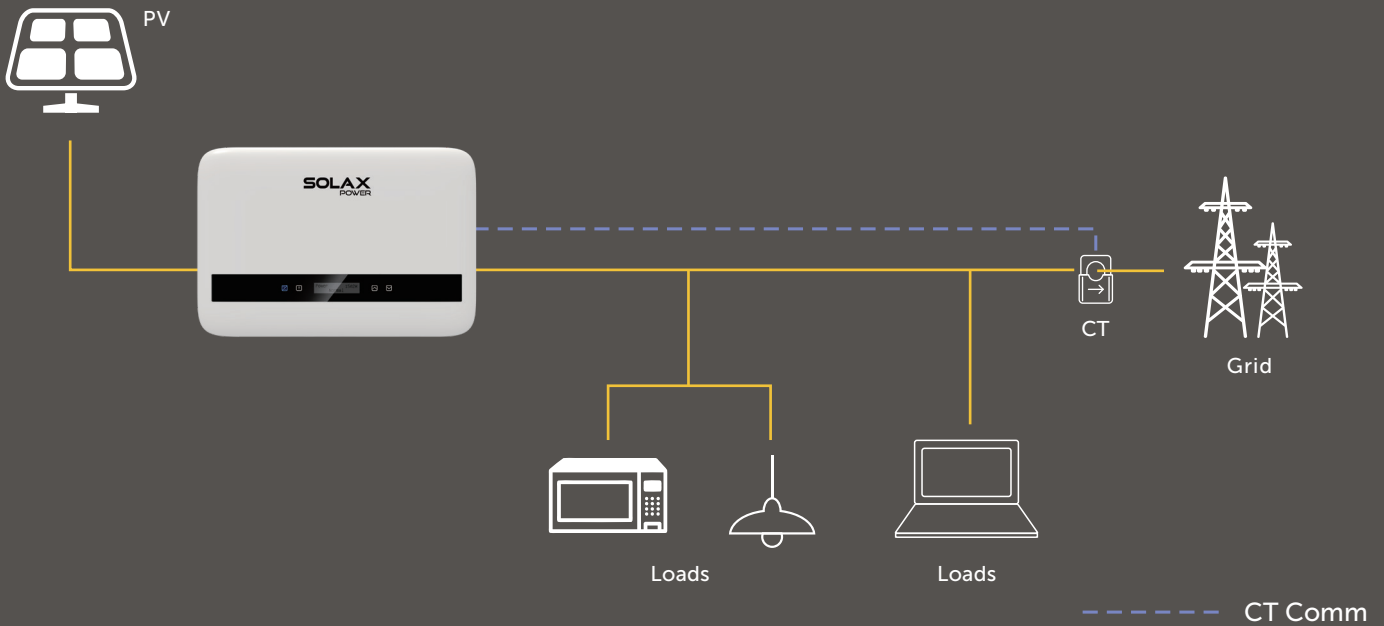
* V1.1. Information may be subject to modify without notice.650.00029.00

X1-BOOST series is one of the best single phase residential string inverters with wide power range and premium performance proven by hundreds of thousands of green energy lovers globally. Now it comes to the 4th generation, X1-BOOST G4, which has loads of innate abilities, especially Superior Performances, Assured Safety & Reliability, User Friendly Monitoring and Superb Adaptability. The followings are single line diagram of flexible solutions for a wide range of usage scenarios.

SIMPLE PROJECT, EXCELLENT PERFORMANCE

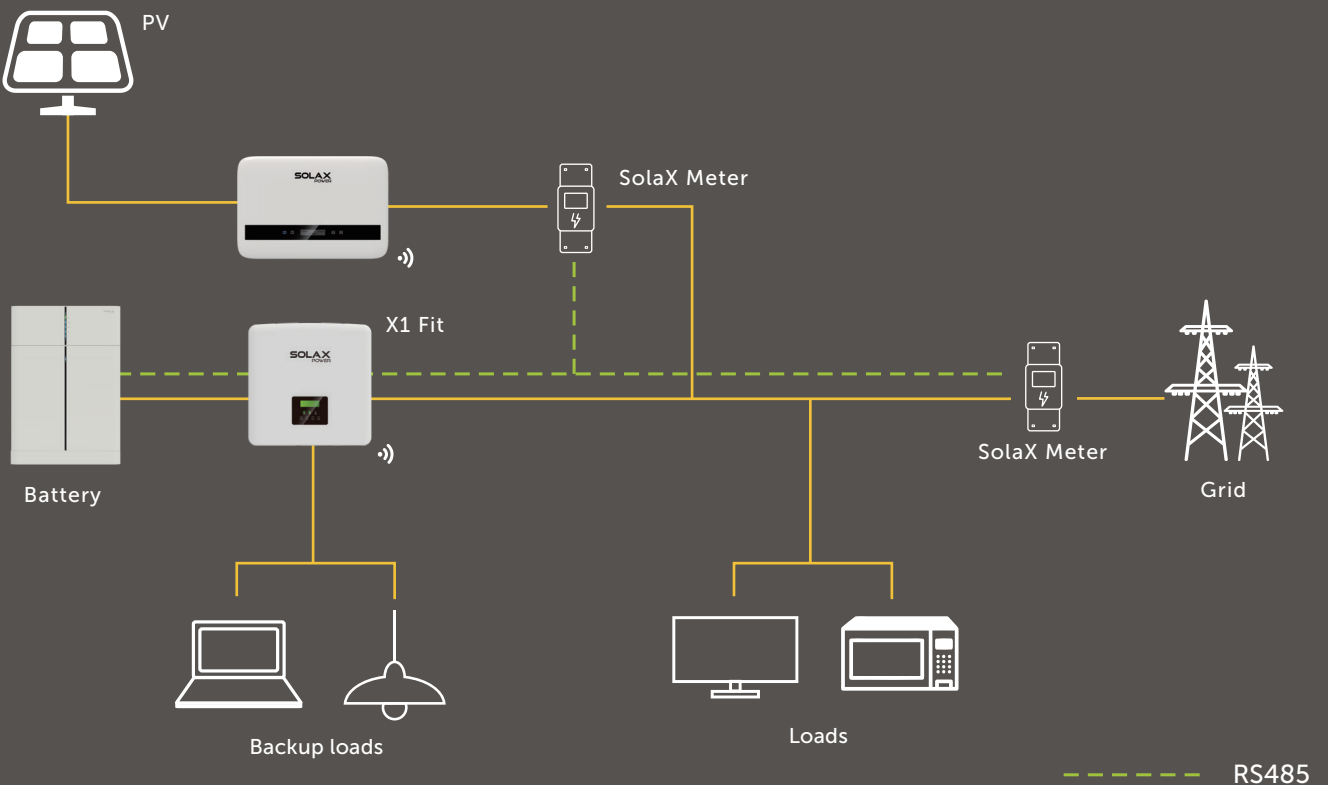
- **Typical solution with zero feed-in control**

Single-unit usage scenario: simple wiring and easy to setup



- **AC coupling solution**

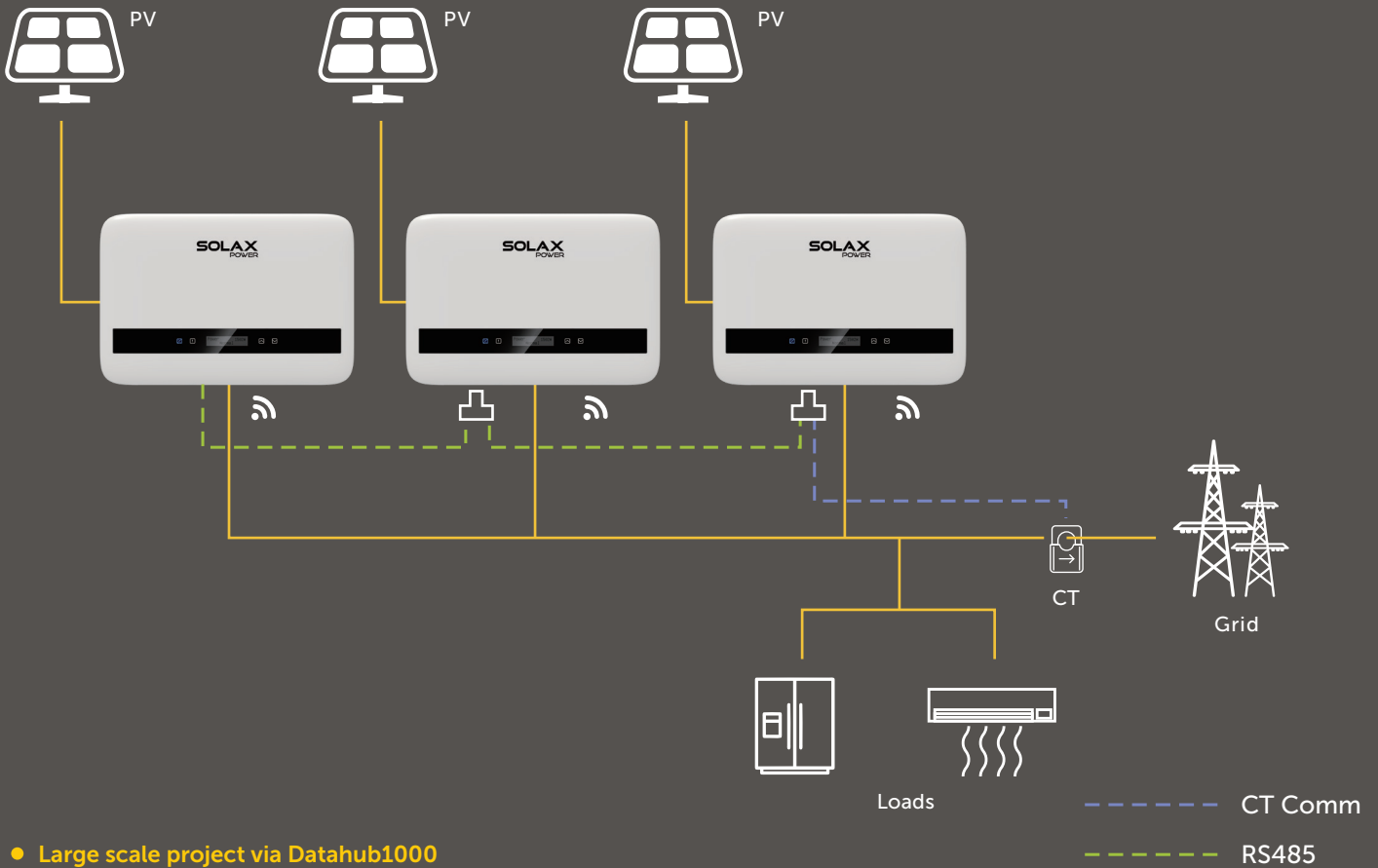
Support AC coupling with X1-FIT or X1-AC series for more efficient energy storage management



TWO OPTIONS OF PARALLEL SYSTEM OFFER MORE POSSIBILITIES FOR LARGER POWER CONSUMPTION REQUIREMENT

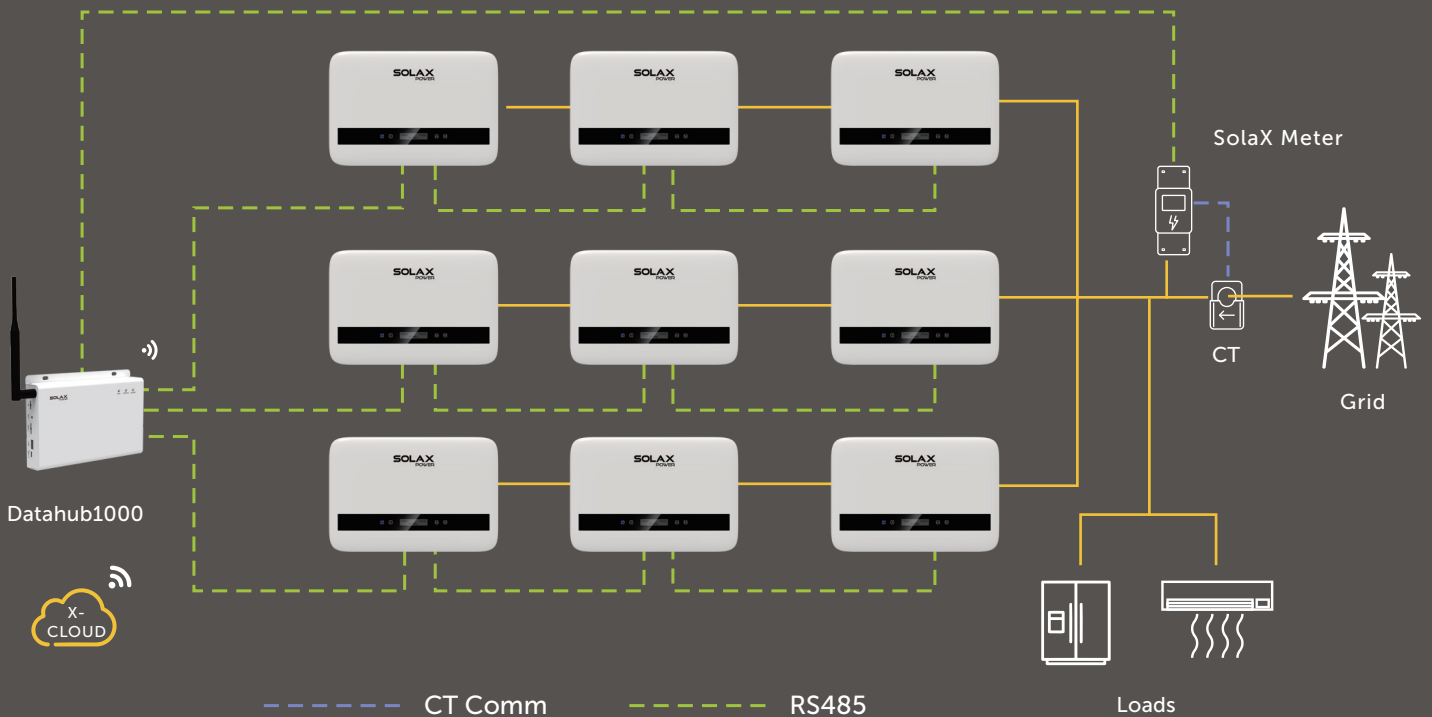
- **Master/Slave parallel via Modbus**

M/S Modbus parallel function supports up to 5 units of X1-BOOST-G4 inverters in parallel



- **Large scale project via Datahub1000**

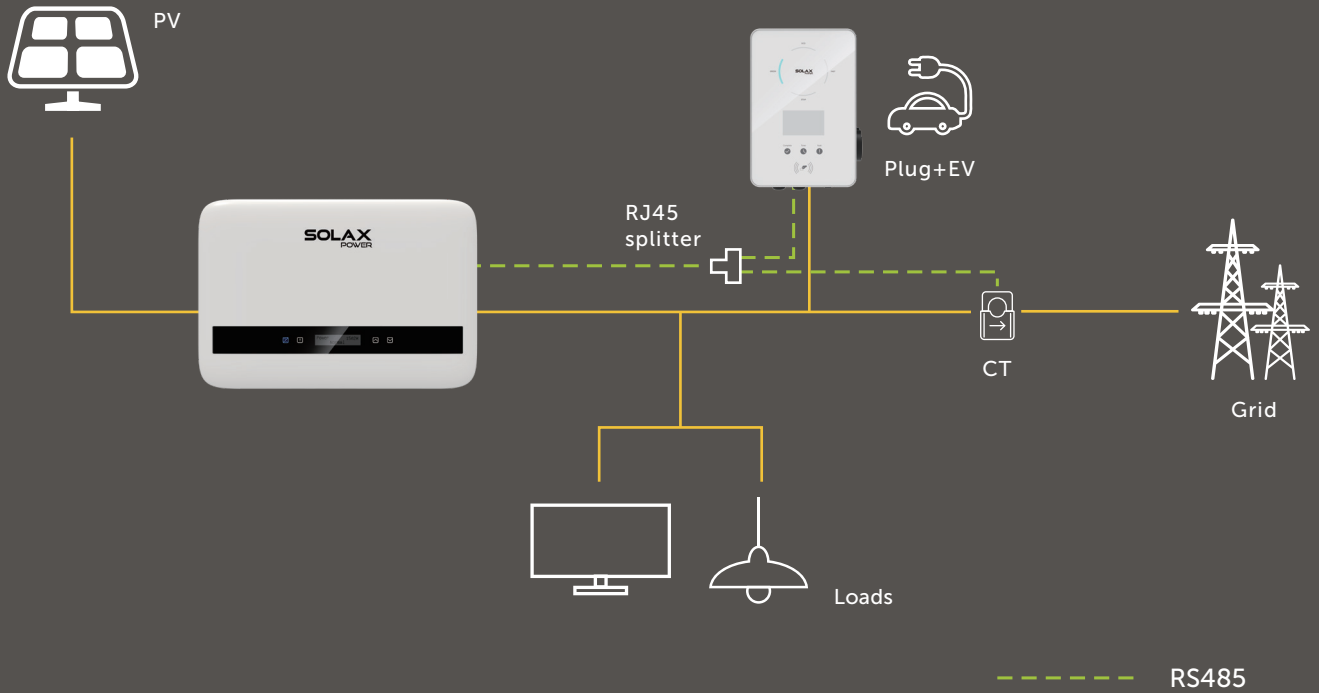
Up to 60 units in parallel for convenient power management in batch



BROAD COMPATIBILITY MAKES A WIDE CHOICE OF EXTENSIONS

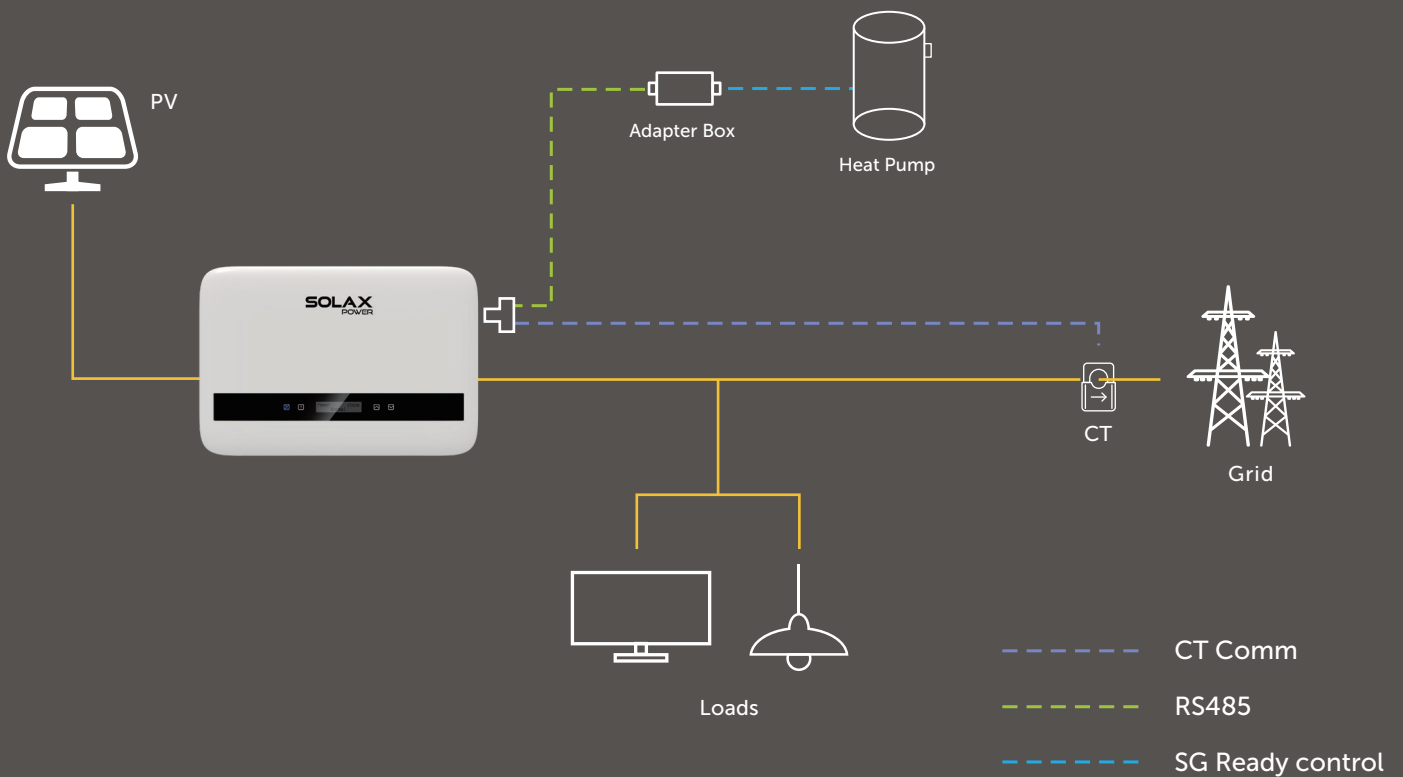
- **EV-charger solution with green energy**

Together with SolaX EV Charger to embrace carbon neutral and eco-friendly life style.



- **Heat pump control solution**

Provide the possibility to control and manage heat pumps via SolaX Adapter Box with smart home load management.





info@solaxpower.com
service@solaxpower.com



www.solaxpower.com
Global: +86 571-56260008

AU: +61 1300 476529
DE: +49 6142 4091664

UK: +44 2476 586998
NL: +31 (0) 852 737932